

Memory Staple

A body heat activated staple for continuous compression.

Nitinol Technology


- Allows for higher compressive forces compared to plate and screw constructs.¹
- Dynamic compressive forces that increase overtime allow the staple to adapt to changes in joint, fracture or osteotomy site due to resorption, movement or bone remodeling.²
- S-Bridge design ensures even compression across the fusion site, while maintaining a low profile against the bone.



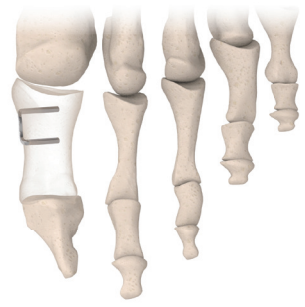
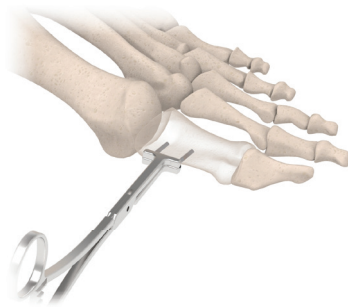
Ordering Information

Item #	Bridge Width	Leg Length	Wire Size
17637	7mm	5mm	1.2mm
17628	7mm	5mm	1.5mm
17638	9mm	7mm	1.2mm
17629	9mm	7mm	1.5mm
17630	11mm	8mm	1.5mm
17631	11mm	10mm	1.5mm
17634	11mm	15mm/13mm	1.5mm
17635	11mm	17mm/15mm	1.5mm
17636	11mm	19mm/17mm	1.5mm
17632	13mm	10mm	1.5mm
17633	15mm	12mm	1.5mm
17625	15mm	12mm	2.0mm
17626	18mm	18mm/15mm	2.0mm
17627	20mm	20mm	2.0mm
17622	20mm	20mm	2.0x3.0mm
17623	25mm	22mm	2.0x3.0mm
17624	30mm	30mm	2.0x3.0mm

The Memory Staple is available in 17 standard sizes with varying bridge widths, leg lengths and wire sizes. The staples are delivered sterile packaged in protective sleeves to prevent staple activation and are inserted with specially made staple clamps for secure and fast insertion.



Easy to use instrumentation for fast and direct visual insertion



1. Hoon QJ, Pelletier MH, Christou C, Johnson KA, Walsh WR. Biomechanical evaluation of shape-memory alloy staples for internal fixation-an in vitro study. J Exp Orthop. 2016;3(1):19. doi:10.1186/s40634-016-0055-3

2. T.J. Chang and B.D. Overlay, "An In Vitro Comparative Study of Screw and Nitinol Staple Compression: A Model Showing Active 'Dynamic' Compression," Presented at the American College of Foot & Ankle Surgeons 65th Annual Scientific Conference, Orlando, FL, March 2007.

Visit www.bioproimplants.com or call us at (810) 982-7777



+1-810-982-7777
 info@bioproimplants.com
 2929 Lapeer Road
 Port Huron, MI 48060

