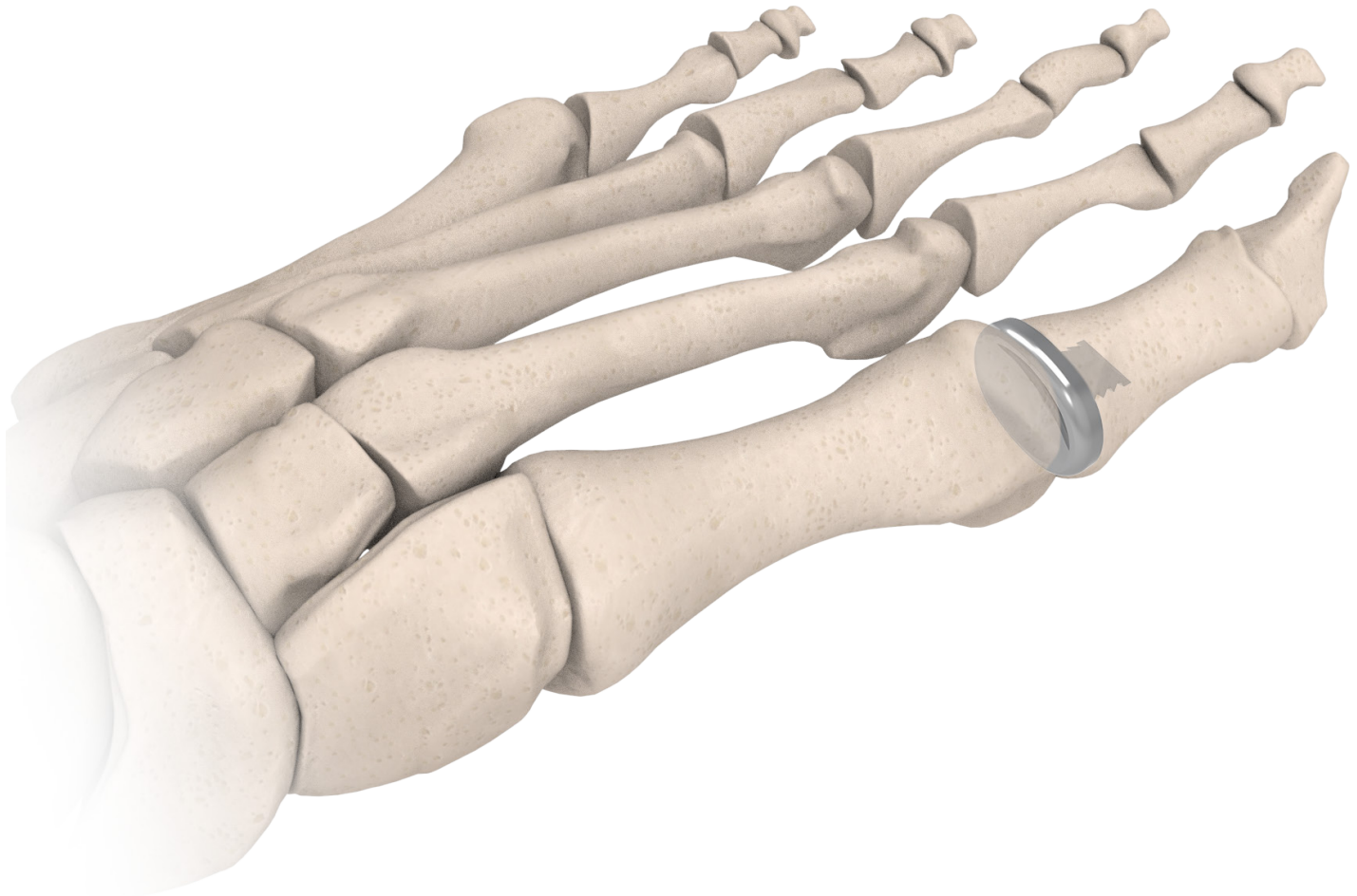


# First MPJ Hemi Implant

The proven joint fusion alternative.<sup>1,2</sup>

The BioPro First MPJ Hemi Implant is the globally trusted solution for the treatment of hallux rigidus/limitus. Now in clinical use for over 65 years<sup>10</sup>, the First MPJ Hemi Implant continues to demonstrate improved motion, long term survivorship and pain relief.<sup>7,10,11</sup>



## First MPJ Hemi Implant

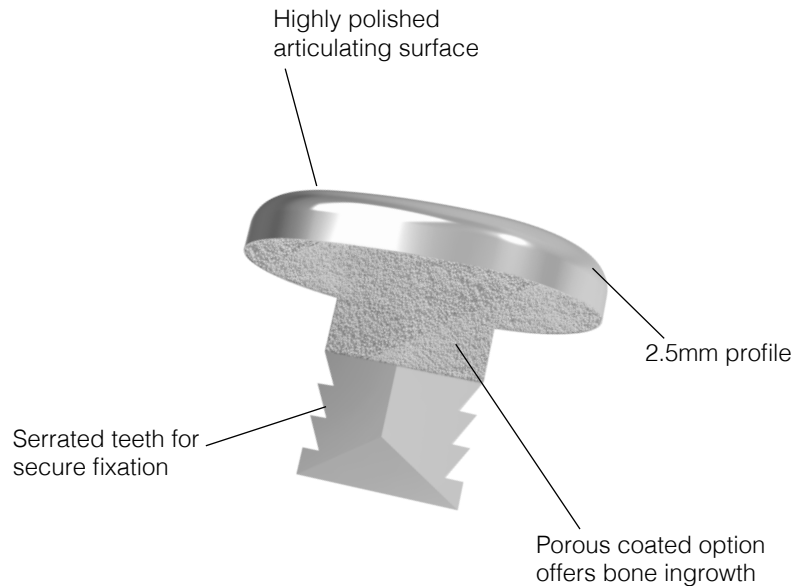
### An implant you can trust.

- Supporting clinical studies <sup>1,2,3,4,5,6,7,8,9,10,11,12</sup>
- 20+ year implant survivorship<sup>7,10</sup>
- Demonstrated an average of 55% improved dorsiflexion<sup>11</sup>
- 95%+ implant survivorship<sup>2,3,7,10</sup>
- Titanium options available for patients with metal sensitivities

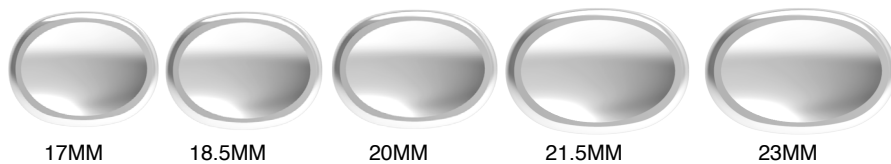


### BioPro First MPJ Hemi vs Fusion.

- Similar re-operation rates<sup>1,2</sup>
- Higher patient satisfaction<sup>1,2</sup>
- Maintains motion<sup>11</sup>



### Five sizes. Identical profiles.



Visit [www.bioproimplants.com](http://www.bioproimplants.com) or call us at (810) 982-7777

1. Timothy Voskuil, MD, Ron Onstenk, MD. Operative Treatment for Osteoarthritis of the First Metatarsophalangeal Joint: Arthrodesis Versus Hemiarthroplasty. The Journal of Foot & Ankle Surgery xxx (2015) 1-4
2. Karin H. Simons, MD, Pieter van der Woude, MD, Frank W.M. Faber, MD, PhD, Paulien M. van Kampen, PhD, Bregje J.W. Thomassen, PhD. Short-Term Clinical Outcome of Hemiarthroplasty Versus Arthrodesis for End-Stage Hallux Rigidus. The Journal of Foot & Ankle Surgery xxx (2015) 1-4
3. Giza E, Sullivan MR. First Metatarsophalangeal Hemiarthroplasty for Grade III and IV Hallux Rigidus Techniques in Foot and Ankle Surgery 4(1):10-17,2005
4. Clement, N. D., MacDonald, D., Dall, G. F., Ahmed, I., Duckworth, A. D., Shalaby, H. S., & McKinley, J. (2016). Metallic hemiarthroplasty for the treatment of end-stage hallux rigidus. Bone Joint J, 98-B(7), 945-951.
5. Taranow, DO, et al. Contemporary Approaches to Stage II and III Hallux Rigidus: The Role of Metallic Hemiarthroplasty of the Proximal Phalanx. Foot and Ankle Clinics, Volume 10, Issue 4, 713 - 728
6. Roukis TS, Townley, MD. BIOPRO resurfacing endoprosthesis versus periarticular osteotomy for hallux rigidus: short-term follow-up and analysis. Journal of Foot & Ankle Surgery 2003;42(6):350-8
7. Juan C. Goetz, DPM, Charles O. Townley MD, Warren Taranow, DO. An Update on the Metallic Hemiarthroplasty Resurfacing Prosthesis for the Hallux. Presented at the 56th Annual Meeting and Scientific Seminar of the American College of Foot and Ankle Surgeons. Orlando FL February 1998
8. Charles G. Kissel, DPM, FACFAS, Zeeshan S. Husain, DPM AACFAS, Paul H. Wooley, PhD, Michael Kruger, MS, Mark A. Schumaker, DPM, Michael Sullivan, DPM, and Todd Snoeyink, DPM. A Prospective Investigation of the BioPro® Hemi-Arthroplasty for the First Metatarsophalangeal Joint. The Journal of Foot & Ankle Surgery 47(6):505-509, 2008
9. Taranow, DO, Townley, MD. Metallic proximal phalangeal hemiarthroplasty for hallux rigidus. Operative Techniques in Orthopaedics 1999;9(1):33
10. Townley, MD, Taranow, DO. A metallic hemiarthroplasty resurfacing prosthesis for the hallux metatarsophalangeal joint. Foot & Ankle International 1994;15(11):575-80
11. Christine C. Salonga, DPM, David C. Novicki, DPM, FACFAS, Martin M. Pressman, DPM, FACFAS, D. Scot Malay, DPM, MSCE, FACFAS. A Retrospective Cohort Study of the BioPro Hemiarthroplasty Prosthesis. The Journal of Foot & Ankle Surgery 49 (2010) 331-339
12. Giza, E., Sullivan, M., Ocel, D., Lundeen, G., Mitchell, M., & Frizzell, L. (2010). First metatarsophalangeal hemiarthroplasty for hallux rigidus. International Orthopaedics, 34(8), 1193-1198. <http://doi.org/10.1007/s00264-010-1012-x>



+1-810-982-7777  
 info@bioproimplants.com  
 2929 Lapeer Road  
 Port Huron, MI 48060



MKT15 00